Candidate Handbook for Public Exams

Introduction

The School is committed to ensuring that you are fully briefed on the exams/non-examination assessments you will be taking and that you are made aware of the required JCQ/awarding body instructions and information for candidates. This handbook is intended to complement the candidate briefings we will be holding. This handbook also contains links to document where you can find information in more detail should you wish.

Non-Examination Assessments

It is important that you start your GCSE/A Level courses knowing what to expect, what your personal arrangements are and what the regulations are that apply to you. If any of your courses have a Non-Examination Assessment (NEA) your teachers will guide you on these regulations. These are things you must be aware of:

- *Relevant JCQ Information for Candidates documents – AI (Artificial Intelligence and assessments), Non-examination assessments and Social Media (these can be found on SharePoint, the School's website and link at the end of this document) - which must be read and understood* ***prior to beginning*** *your work.*
- *The use of AI (e.g. what AI is, when it may be used and how it should be acknowledged, the risks of using AI, what AI misuse is and how this will be treated as malpractice). Your teacher will go through this with you.*
- *Reading and understanding the Candidate declaration (form)* ***prior to beginning*** *your work and understanding the declaration* ***must not*** *be signed until you have completed your work and handed it in for final assessment (your teacher will share this with you)*
- *When assessments will take place (your teacher will give you this information)*
- *How candidates are informed about their assessments (your teacher will give you this information)*
- *Any relevant deadlines that must be met - dependent on the assessment type (your teacher will give you this information)*
- *How work is marked/assessed… (your teacher will give you this information)*
- *When you are informed of your centre-assessed marks (your teacher will give you this information).*
- *If upon receiving your centre-assessed marks you believe that the procedures (stated in the Internal Appeals procedure - Internal assessment decisions) were not followed in relation to the marking of your work, or that the assessor has not properly applied the marking standards to the marking, then you may make use of the appeals procedure outlined in that document*

Examinations_Suite_Internal_Appeals_Procedure_Internal_assessment.pdf • Policies • Sir Thomas Rich's School

- *Which, if any, work is externally marked/assessed, etc. (your teacher will give you this information)*

Further information can be found in the following JCQ documents: Instructions for conducting non-examination assessments and Information for candidates AI and Assessments: A quick guide poster for students AI Use in Assessments: Your role in protecting the integrity of qualifications

What you need to do before the exam season starts

Written Exams

It is essential that you start the exam season knowing what to expect, what your personal arrangements are and what the regulations are that apply to you.

- *You should check your **candidate statement of entry** (issued in January); any errors should be reported to Mrs J Tyler (Exams Officer) as soon as possible. For November Resits (issued early October)*
- *You will receive your **candidate exam timetable*** by Easter*; please check it carefully and again, if any errors are found, you should report these to the exams office as soon as possible (exams@strs.org.uk). For November Resits (issued early October)*
- *Dates, timings and venues on your candidate timetable are specific to you and therefore you **should not refer to timetables produced for others**. Again, if any errors are discovered, please inform the exams office as soon as possible (exams@strs.org.uk)*
- *Our main exam venue is the School Hall. Other rooms (e.g. the Gym) are used where we exceed capacity for the Hall. Some specialist rooms may be used where specific equipment is required (e.g. Computer Rooms). Other rooms (e.g. B & E rooms) are used for students with alternative room arrangements or a Word Processor requirement.*
- *November resits will be in B3.*
- *You **must** familiarise yourself with the **documents** relating to the regulations surrounding written exams - Information for Candidates – Written Exams, Social Media, Preparing to sit exams and the posters which will be displayed in all exam venues. These can be found on the School SharePoint pages and website, links are also at the end of this document*

On-Screen Exams

If you are taking any on-screen exams (this does not refer to having a laptop as an access arrangement), your teacher will go through any subject specific preparation you may need to do beforehand. In addition to the documents, you need to read for Written Exams above, you must in addition read: Information for candidates – on-screen examinations

What to do if you have two or more exam papers timetabled at the same time (a timetable clash)

These clashes **should have been resolved for you** and will be included in your personal candidate timetable. There are three possible forms of clash resolution. If you have a clash resolution, you may find:

- *where time allows you are sitting **two exams within the same session** with one paper taken, followed by the next paper; formal examination conditions will be in place at all times in the exam room*
- *where this is not possible (i.e. the total exam time in a morning or afternoon session is more than 3 hours) you may find **an exam has been be moved to another session on the same day**; this*

means that you will be supervised at lunchtime supervision during which time candidates must not communicate with individuals except those who are part of the same clash resolution – you will need to bring a packed lunch and some paper based revision (exam prohibited items rules stay in place for supervision).

- *there are some rare occasions where you will find an exam has been* ***moved to the following morning session*** *(even if this is a Saturday) and overnight supervision arranged (for further details see section the School's Overnight Supervision Arrangements Policy* School Policies • Sir Thomas Rich's School (strschool.co.uk) *Please note that if you are affected, you will be told about this and a form will be completed for the overnight arrangements*

Preparing to arrive for your exam

On the day of the exam, be **prepared and punctual** as this will mean that you can enter the exam feeling calm and positive.

Check your own candidate timetable to ensure that you know the correct **time and venue** for your exam (both of these may be different from other candidates taking the same exam)

- *You will need to wear* ***school uniform***
- *Arrive in plenty of time for your exam – our advice is 30 minutes before the published start time:*
  - ***0845 for morning exams***
  - ***1300 for afternoon exams***
- *If you are going to be late you should telephone the School 01452 338400*
- *You should* ***congregate in the arranged place*** *for your groups:*
  - ***Year 10 and 11*** *should congregate in the* ***Private Study Room*** *in the Computer Room Corridor – there will be marked tables here to leave your bags*
  - ***Year 12 and 13*** *should congregate in the* ***Sixth Form Study Centre*** *– Sixth Form Staff will give guidance on where to leave bags*
  - ***Year 14*** *Candidates should wait in Reception after signing in and a member of the Exams Team will meet you and do ID check.*
- *At this time ensure that you have* ***no prohibited items*** *on you and leave these in your bags (see below)*

What to do if you are ill on the day of an examination

If you are unable to come into School to take one of your examinations due to illness, you should **telephone the School (*01452 338400*) as soon as possible** to make them aware. **You will not be able to take the examination at another time.**

You should still ensure that you **sit other papers in that subject** which are scheduled for other days, provided you have recovered. In many circumstances, the exam board will be able to award you a grade.

If you become poorly or feel unwell during an examination you must **make an invigilator aware**, even if you feel that you may be able to continue with the exam.

What to do if you are going to be late on the day of an examination

You should ensure that you leave plenty of time for the journey into school but if you are going to be late **telephone the School (*01452 338400*) as soon as possible** to make them aware. Depending on how late you are, you may be able to start the exam later and you will be given the full amount of time for the exam.

Items you may or may not take into the exam venue

There are some items that you are **prohibited** from having with you in the exam venue such as:

- *Watches*
- *Mobile phones*
- *Any other technological or "web-enabled" device*
- *Media players*
- *Notes of any kind*
- *'Air pods', ear buds, earphones*
- *Smart glasses or any other smart enabled devices*

Please note that we will randomly be scanning candidates with a Handheld Detection Wand if they take a toilet break during an exam to check for mobile phones.

Also, you **should not have or use**:

- *Tippex/correction fluid*
- *Erasable pens*
- *Food or drink (except water– see below)*

You **should have**:

- *Several pens – **black ink only (no gel pens/erasable pens)***
- *Pencils (HB only for multiple-choice papers)*
- *Rubber*
- *Ruler with mm scale*
- *Compasses/protractor*
- *Highlighters – optional **only for use to highlight question paper***
- *Water or non-sugary drink in a clear unlabelled bottle*
- *A clear plastic bag or clear pencil case for carrying equipment*

You **should have a calculator**, (the exception to this is in exams which are expressly non-calculator such as some Maths exams). But you **must not have a lid, case or any instructions** and you should clear all memories and any programs **and put it in Exams mode – if it has that function**. There are some rules about the types of calculators you are allowed – if you are in any doubt you should refer to the guide at the end of this document and/or the Maths Department.

You must not bring a calculator into any non-calculator exams (e.g. GCSE Maths 1, GCSE Computer Science, A Level Politics Paper 3, STEP…)

Further information can be found in the JCQ document 'ICE' – Instructions for conducting examinations - JCQ Joint Council for Qualifications
FAQs – Using calculators – outlines changes to ice

Water bottles

These must be:

- **Transparent/Clear:** The bottle must be see-through.
- **No Labels:** All manufacturer labels must be removed.
- **Size:** Generally, no bigger than 500ml.
- **Contents:** Water only.
- **Plain:** No text, branding, or logos printed on the plastic

Compliant Example:

A clear plastic sports bottle (like a generic supermarket bottle) with the plastic wrapper removed.

Non-Compliant Examples:

- Reusable metal/insulated flasks.
- Coloured non-transparent plastic bottles.
- Bottles with labels still attached.

Some good examples:



Entering the exam venue

You will be directed into the venues by a member of staff upon arrival.

You are **under formal exam conditions from the moment you leave the holding room** (the PSR or Sixth Form Common Room) and formal conditions continue **until exiting the exam venue** (you should also be mindful of candidates still completing exams while you remain in the vicinity of the venue).

- *Candidates must not talk to, attempt to communicate with or disturb other candidates once they have entered the examination room. If they do, this must be reported to the relevant awarding body.*
- *Candidates must not open the question paper until the examination begins. If they do, this must be reported to the relevant awarding body.*

Exams **invigilators will supervise all exams** – you will recognise many of these from invigilating previous mock exams. The invigilators must follow strict rules and regulations when conducting exams as directed by JCQ and the awarding bodies. You should follow their direction as you would with any other member of School staff. A member of the Senior Leadership Team will also be there at the start of most exams.

The centre number, subject title, paper number; and the actual start and finish times, and date, of each exam will be **displayed on a whiteboard** in each venue. There will also be clocks in every venue.

You will be asked to complete your first name and surname that match your entry information and your candidate number on the front of each exam script and any additional booklets used; **you must not complete this at the start of the exam until instructed to do so by the invigilator.**

Please note that if you need to use the toilet during the exam then this may not be done during the first ten minutes or last ten minutes of the exam. It is not expected that candidates will need to use the toilet in exams under 90 minutes.

Time is not given back for toilet breaks unless you have an access arrangement in place with medical evidence that supports you need regular access to a toilet.

In the event of an emergency (e.g. an evacuation) you must follow the instructions given by the invigilators.

What is malpractice?

Malpractice is essentially **breaking the rules that surround examinations**. To maintain the integrity of qualifications, strict Regulations are in place. Malpractice means *any act or practice which is in breach of*

the Regulations. Any alleged, suspected or actual incidents of malpractice will be investigated and reported to the relevant awarding body/bodies.

JCQ provides information regarding what constitutes malpractice.

Here are some of the things which count as malpractice and could cost you your exam grades:

- *Bringing any **unauthorised items** into the examination room (see above)*
- *Breaches of examination conditions e.g. **communicating with another candidate***
- *Exchanging, obtaining, receiving or passing on **information about what is in an exam** (or even attempting to)*
- *Offences relating to the content of candidates' work*
- *Undermining the integrity of examinations/assessments*

Further information can be found in the JCQ document Suspected Malpractice - Policies and Procedures

You need to be particularly careful when using social media; you need to know that the following would be malpractice:

- Buying/asking for/sharing exam or assessment content whether you think these are real or fake.
- Passing on rumours of what is in exams or assessments
- Sharing your work
- Working with others so that your assessment is not your own independent work
- ***Not telling exam boards** or your school/college about exam information being shared.*

Further information on this aspect of malpractice can be found in Information for candidates – social media.

and/or non-examination assessments and coursework, as example:

Research and using references

... Where AI has been used, your reference **must** show the name of the AI tool used and should show the date the content was generated. For example: ChatGPT 3.5 (https://openai.com/blog/chatgpt/), 25/01/2027. You should also acknowledge the sources used by the AI tool in generating the content.

You **must** retain a copy of the question(s)/prompts used to generate the AI content and the AI generated content itself in a non-editable format (such as a screenshot) and provide a brief explanation of how you used it. This **must** be submitted with your work for final assessment so that your teacher can review the work, the AI-generated content and how it has been used...

If you copy the words, ideas or outputs of others and do not show your sources in references and a bibliography, this will be considered as cheating.

Plagiarism

Plagiarism involves taking someone else's words, thoughts, ideas or outputs and not crediting the source. This includes outputs from AI tools. **Plagiarism is a form of cheating which is taken very seriously**...

Personal data

How it may be used.

Examples

- *Any person involved in completing examinations/assessments where malpractice is suspected, or alleged, personal data about them will be provided to the awarding body (or bodies) whose*

examinations/assessments are involved. Personal data about them may also be shared with other awarding bodies, the qualifications regulator or professional bodies...

- *The centre will provide relevant personal data including name, date of birth, gender to the awarding bodies for the purpose of examining and awarding qualifications.*
- *Materials which are submitted by candidates for assessment may include any form of written work, audio and visual materials, computer programmes and data ("Student Materials"). Awarding bodies may use the Student Materials to evaluate candidates' performance in the relevant assessment. They may also use the Student Materials for other purposes as outlined in their privacy policies and in accordance with their terms. Candidates should be directed to the relevant awarding body's privacy notice if they require further information about how their Student Materials may be used by the awarding body.*
- *Candidate notice and opt-out*
  A candidate may notify the awarding body, by giving notice to the centre, that they wish to opt out of the awarding body's use of their Student Materials for the 'other purposes' set out above.
  Further information can be found in the JCQ document General Regulations for Approved Centres GR 6

Links to awarding body privacy notices

- Privacy notice (aqa.org.uk)
- Information for candidates - Privacy notice (pearson.com)
- Privacy Policy | Eduqas
- Candidate privacy policy (ocr.org.uk)

Candidates must remember that they also remain subject to usual School policies on behaviour throughout the examinations period : Behaviour Policy

Contingency days - Summer 2027

This year there will be a **contingency day on Wednesday 23 June**. You must be available until the end of this day as if exams need to be arranged due to significant national disruption, this day and/or the afternoon will be used for any displaced exams.

Results days

The **results days for 2027 (Nov. Resits) are:**

GCSEs	*Wednesday, 13 January 2027 from 08:00 in Exams Office*

The **results days for 2027 (June series) are:**

A Levels (including EPQ)	*Thursday, 12 August 2027 8am-10am in Sixth Form Centre*
GCSEs	*Thursday, 19 August 2027 9am-11am in School Hall*

You will be expected to come into School to collect your results on the morning of these days; the School will send you an email with further information on venues and exact times. **If you are unable to come into School to collect your results** please use the Candidate Permission form for Years 11-13 on SharePoint – Results collection section - to inform us of your plans; you can either nominate a proxy to collect the results on your behalf (they must bring photo ID) or you can bring in a stamped, self-addressed envelope for the results to be posted to you – this must be returned to School **by Monday 12 July 2027.**

There will be **School staff available on results days** to give you advice on your progression to the next stage of your education, or for enquiries about results. For enquiries about results, **we may need to prioritise** those candidates whose progression is reliant on such an enquiry (e.g. a University, college or sixth form place).

Post Results Services

If you need to request any post results services:

Priority Review of Marking (A Level only)
Access to your script prior to requesting a Review of Marking (not possible for priority reviews due to time)
A Review of Marking

Please complete the forms that are on the School's website, SharePoint or available on Results Days from the Sixth Form Centre/Hall.

For reviews where a University/Sixth Form place is in jeopardy, please make an appointment on Results Day to see Mrs Tyler in her office. Otherwise, email. exams@strs.org.uk

Further details regarding Post Results services will be made available nearer to Results Days as the Awarding bodies have not yet released their fees for these services or their deadlines. Heads of Key Stage will also email you the day before Results Days with an update of arrangements and information will also be in your Results Days envelopes.

For full details please refer to Examinations_Suite_Internal_Appeals.pdf • Policies • Sir Thomas Rich's School (strschool.co.uk)

Certificates

Exam certificates usually arrive in School around the end of November. If you are staying on at STRS next year, you will receive your exam certificates in person. If you are leaving STRS this year and wish for your certificates to be posted to you, you will need to ensure that you have paid £5.00 via ScoPay and complete the Candidate Permission form for Years 11-13 – Certificate collection section - on SharePoint. We will update the school website once the Certificates have been received with details on dates and times for in person collection. We advise, as far as possible that you elect to have your exam certificates posted. **If you change your address, you must inform the Exams Department (exams@strs.org.uk)**

A few bits of housekeeping:

Personal data

The awarding bodies collect information about exam candidates. To understand what information is collected and how it is used, you must read the awarding bodies' privacy notices.

Links to awarding body privacy notices

Privacy notice (aqa.org.uk)
Information for candidates - Privacy notice (pearson.com)
Privacy Policy | Eduqas
Candidate privacy policy (ocr.org.uk)

Copyright

The copyright of any work created by a candidate that is submitted to an awarding body for assessment (referred to as Assessment Materials) belongs to the candidate. By submitting this work, a candidate is granting the awarding body a non-exclusive, royalty-free licence to use their assessment materials (referred to as Assessment Licence). If a candidate wishes to terminate the awarding body's rights for anything other than assessing his/her work, the awarding body must be notified by the centre and it is at the discretion of the awarding body whether or not to terminate such rights.

JCQ requires us to inform you that.

You may access Student Materials (including examination scripts) through the access to scripts arrangements which is set out in the Post Results Services section of this Handbook.

On-screen tests

There are special regulations which relate to those examinations for which part of the examination consists of an on-screen test. Further details can be found in Information for candidates – on-screen tests

Appendix 1 More on calculators

Using calculators (JCQ ICE: Effective from September 2026)

10.1 In this chapter a calculator is defined as an electronic device whose primary purpose is to carry out mathematical calculations.

10.2 This is the published guidance on calculators, unless specifically varied by an awarding body within their relevant qualification specification.

10.3 The instructions on the question paper will say whether calculators are allowed or not. If the instructions do not include such a statement, calculators should be treated as standard equipment and may be used by candidates.

10.4 Where the use of a calculator is allowed, candidates are responsible for making sure that their calculators meet the awarding bodies' regulations.

10.5 Candidates must be told these regulations beforehand and be familiar with the Information for candidates documents.

10.6 During an examination, a calculator must not be able to offer any of these facilities:

- language translation;
- symbolic algebra manipulation;
- symbolic differentiation or integration;
- communication with other machines or the internet.

10.7 During an examination, a calculator must not give access to any information stored prior to that examination. This includes:

- databanks, such as the periodic table (with the exception of scientific constants);
- dictionaries;
- mathematical formulae;
- text.

10.8 A calculator must not be borrowed from another candidate during an examination.

10.9 Some calculators have an 'exam mode'. This is acceptable in examinations where the exam mode is activated and the exam mode results in the calculator becoming compliant with the above requirements.

10.10 An invigilator may give a candidate a replacement calculator.

10.11 Where access is permitted to a calculator for part of an examination, it is acceptable for candidates to place their calculators on the floor under their desks in sight of the invigilator(s) for the non-calculator portion of the examination.

Appendix 2

JCQ Information for candidates – written exams

You **must** read this information before you take any externally assessed written exams. Please use the link to access the document. It is also attached to the email.

Information for candidates – Written examinations

Appendix 3

All our policies related to Examinations can be found on the School's website, in a section under School Policies.

School Policies • Sir Thomas Rich's School (strschool.co.uk)

Appendix 4

We have to follow the strict rules and guidelines set down by JCQ (Joint Council for Qualifications). All relevant documents from JCQ and the Awarding Bodies regarding candidates and their exams (including NEAs/Coursework), can be found below and in the Exams area on SharePoint. **You must read the following documents:**

Information for candidates – Non examination assessments **(**if you take any subjects that require this).

Information for candidates – AI (Artificial Intelligence & Assessments) (Appendix 6 of this document)
Information for candidates – Written examinations
Information for candidates – on-screen tests
Preparing to sit your exams checklist (Appendix 5 of this document)
JCQ Social Media Infographic (Appendix 7 of this document)
JCQ Warning to candidates poster
JCQ Unauthorised items poster

Appendix 5

JCQ CIC

On your exam day

This checklist will help you to be as prepared as possible for your exams so that you can focus on doing your best on the day.

Before sitting your exams, ensure you know:

- ☐ the date, time and location of each of your exams. You might find it helpful to write this information in a calendar or planner.
- ☐ who to contact at school or college in case there's an emergency that makes you late or unable to sit your exam.

What you will need:

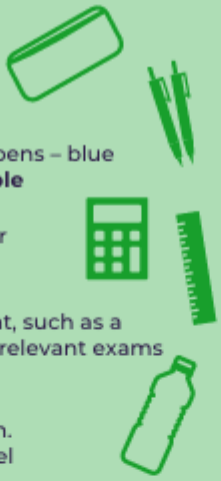

- ☐ a clear pencil case
- ☐ at least two black ink pens – blue pens are **not acceptable**
- ☐ an approved calculator for relevant exams
- ☐ appropriate equipment, such as a ruler or protractor, for relevant exams
- ☐ a clear water bottle if you wish to take one in. It **must not** have a label

Contingency sessions:

- ☐ There are contingency sessions within the Summer 2027 exam timetable on the morning and afternoon of 23 June 2027. Make sure you are available on 23 June 2027.

What you cannot take into your exams:



- ☐ any type of phone
- ☐ revision notes
- ☐ any type of watch (this includes analogue, digital and smart watches)
- ☐ smart devices (e.g. earbuds, smart glasses or tablets)

Other important information:

- ☐ Listen carefully to the invigilator's instructions, which will be specific to your exam. If you are unsure of anything, please raise your hand and wait for the invigilator to respond.
- ☐ Fill in your details on the front of your answer booklet.
- ☐ If you need an additional answer sheet, raise your hand and wait for an invigilator to provide one. Remember to add your details to this sheet.
- ☐ If you need to use the toilet or feel unwell, raise your hand and wait for an invigilator to escort you from the exam room.
- ☐ Remember to stay silent – talking to a fellow candidate could result in disqualification from all your exams.

If you have any questions about your exams, ask your teacher or exams officer. ?

You can also find useful information about preparing for exams at
www.jcq.org.uk/exams-office/information-for-candidates-documents

EFFECTIVE FROM 1 SEPTEMBER 2026

Appendix 6

Information for candidates **AI (Artificial Intelligence and assessments)**

What is AI?

AI stands for artificial intelligence and can be used to create text, images, videos, music and artwork based on instructions given to an AI tool.

What is an AI tool?

AI tools are applications, such as ChatGPT, Snapchat My AI, Google and Google translate. There are many more!*

*The list of certain suppliers of AI-related products is for information purposes only and does not constitute an endorsement by JCQ and awarding bodies. It is each centre's responsibility to investigate and verify any suppliers they use, including any terms and conditions which govern the sale or use of the supplier's products. The list provided is not exhaustive.

When can I use AI?

- Your teachers may use it in class when teaching the course, but remember teaching in the classroom is not an exam!
- There are some assessments where you can use AI – your teachers will tell you if you can or cannot use an AI tool.
- Remember, the rules are different for different assessments and subjects, so always check with your teachers first!
- When an AI tool is allowed, **you must acknowledge**** the AI tools and the material produced by the AI tool that you have used in your work. If you do not acknowledge AI use, it will be **considered as cheating.**

When can I not use an AI tool?

- AI tools cannot be used in an exam or any other assessment where exam rules apply. This includes use or possession of hidden AI-enabled technology like smart glasses.
- This is what exam boards call **AI misuse and it is a form of cheating.**
- **Acknowledgment – When producing a piece of work, if you use the same wording as a published source, you must place quotation marks around the passage and state where it came from. This is known as referencing. You must make sure that you give detailed references for everything in your work which is not in your own words, for example, *ChatGPT 3.5 (https:// openai.com/blog/chatgpt/), 25/01/2025.*

IF YOU USE AN AI TOOL, YOU CANNOT GET MARKS FOR WHAT THE AI TOOL HAS PRODUCED, AS IT IS NOT YOUR OWN WORK

If I'm allowed to use AI, how is this breaking the rules?

AI misuse is:

- when you use an AI tool in an exam or assessment where you are not allowed to; and/or
- where you use an AI tool to create work and then say it's your own.

AI misuse can have serious consequences including possible disqualification.

How to make sure you don't misuse AI

ACKNOWLEDGE

If you are allowed to use an AI tool in your assessment (remember to check!), you must do the following:

- reference the AI tool you have used
- give the date of when the AI tool generated the content
- give details of how you used it
- save screenshots of what you have asked or instructed the AI tool to do and what answer the AI gave you, and include this with the work submitted.

DECLARE

- Remember to sign your declaration form when handing in your work for final assessment.
- Your signature on the declaration form tells your teacher and the exam board that you are saying all the work you're handing in is your own.
- If you have used an AI tool, **you must declare***** that you have used it before signing the declaration form

***Declare – this means that when you submit your work for marking, the awarding body will normally require you to sign an authentication statement confirming that you have read and followed the regulations.

LAST CHECKS | Know the rules | Check with your teachers | ACKNOWLEDGE and DECLARE

EFFECTIVE FROM 1 SEPTEMBER 2026

Appendix 7

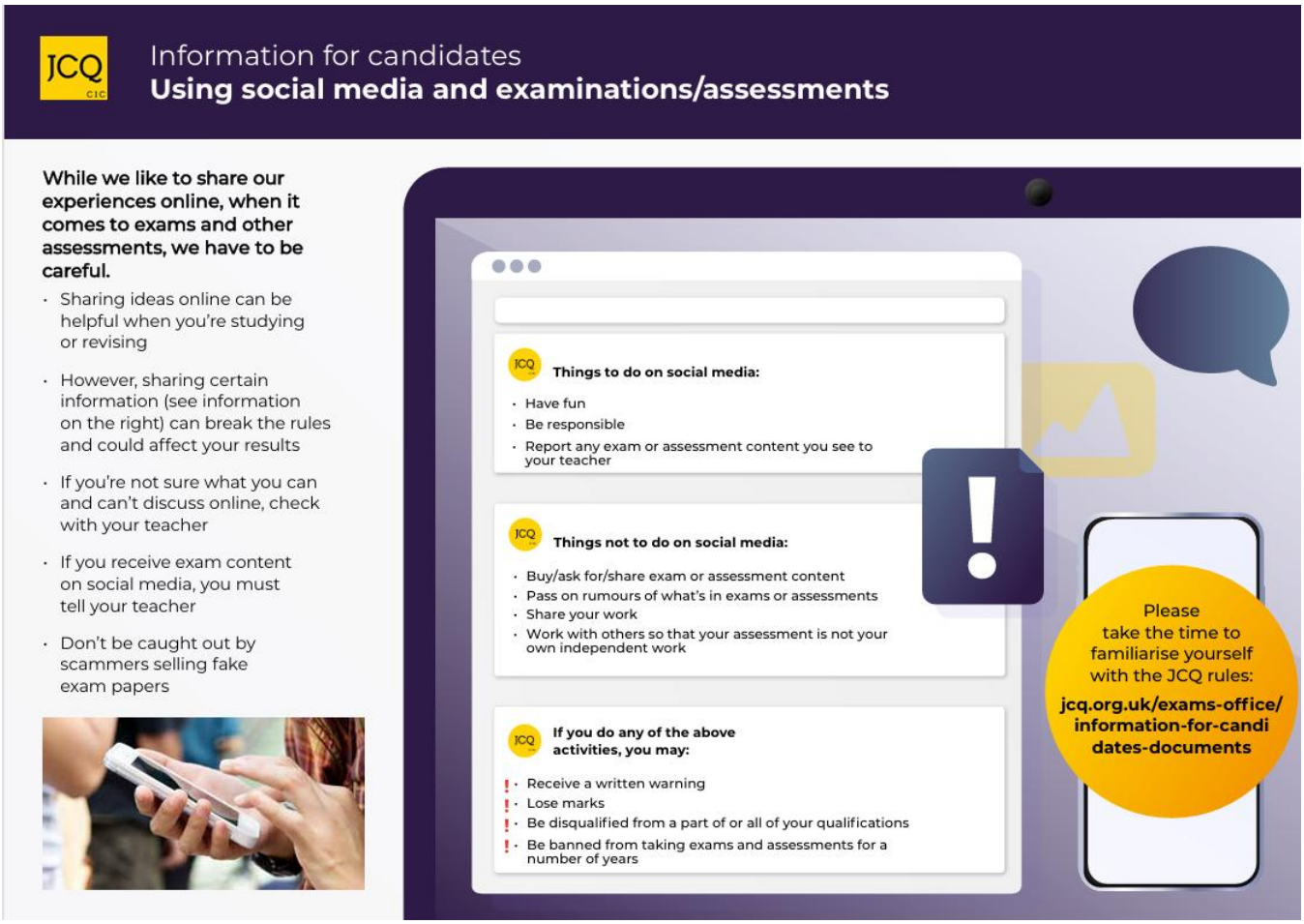

Further information

There is a lot of further information and documentation on SharePoint: [Exams - Home (sharepoint.com)] (available on School computers or Remote Access) regarding Public Exams, AI and NEAs, Results and Post Results Services and Key Dates. These will be updated regularly throughout the year as information is sent to Exam Centres.

SharePoint

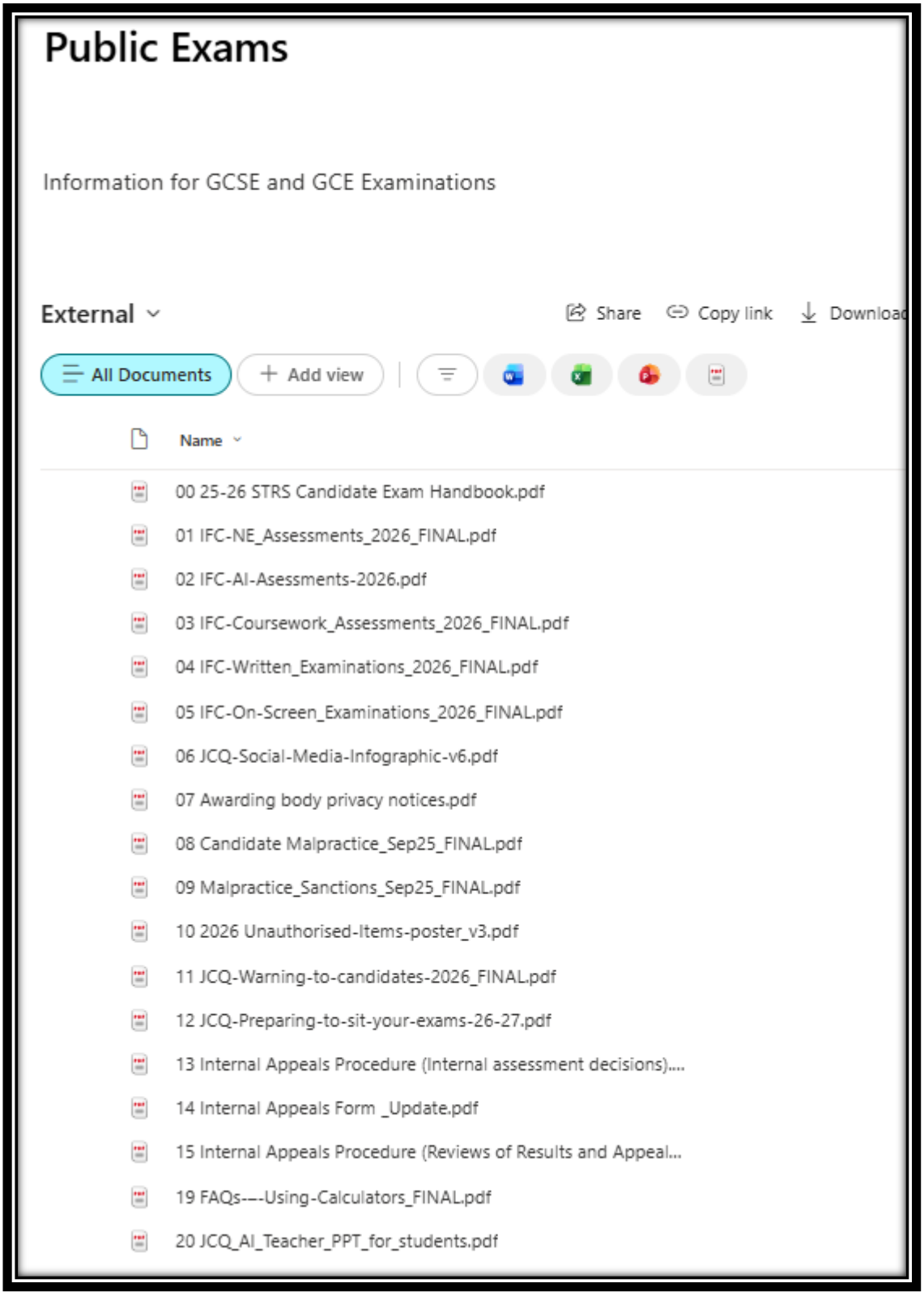
Public Exams
Information for GCSE and GCE Examinations
External
Share
Copy link
Download
All Documents
Add view
Name
00 25-26 STRS Candidate Exam Handbook.pdf
01 IFC-NE_Assessments_2026_FINAL.pdf
02 IFC-AI-Asessments-2026.pdf
03 IFC-Coursework_Assessments_2026_FINAL.pdf
04 IFC-Written_Examinations_2026_FINAL.pdf
05 IFC-On-Screen_Examinations_2026_FINAL.pdf
06 JCQ-Social-Media-Infographic-v6.pdf
07 Awarding body privacy notices.pdf
08 Candidate Malpractice_Sep25_FINAL.pdf
09 Malpractice_Sanctions_Sep25_FINAL.pdf
10 2026 Unauthorised-Items-poster_v3.pdf
11 JCQ-Warning-to-candidates-2026_FINAL.pdf
12 JCQ-Preparing-to-sit-your-exams-26-27.pdf
13 Internal Appeals Procedure (Internal assessment decisions)....
14 Internal Appeals Form _Update.pdf
15 Internal Appeals Procedure (Reviews of Results and Appeal...
19 FAQs---Using-Calculators_FINAL.pdf
20 JCQ_AI_Teacher_PPT_for_students.pdf